

### What Are Digital vs Switch Sensors?

**Digital Sensors** are those that monitor in real-time to provide digital values that can be viewed through a web or application interface, passed in alert notifications or logged for creating charts and graphs. Common digital sensors include temperature, humidity and power.

**Switch Sensors** are those that do not provide real-time values and instead present their status as a condition of being in or out of a specific state. These sensors have a built-in switch or circuit that changes status as a threshold is passed, indicating an alarm condition.

**\$35**  
BEST SELLER

### Digital Temperature Sensor



TMP-SDT-SEN

- Real-time temperature sensor.
- Temperature range: -67 – 257° F, -55 – 125° C.
- Max sensor cable distance up to 100', includes 25'.
- Compatible with Room Alert 32W, 32E, 26W, 26WO, 24E, 11E, 7E, 4E, TemPageR 4E, 3E, WiSH & WiSPR.

INCLUDES: Digital Temperature Sensor with 25' RJ-11 cable & installation note.

**\$50**

### Digital Outdoor Temperature Sensor

NEW



TMP-DOT-SEN

- Real-time temperature sensor.
- Temperature range: -67 – 257° F, -55 – 125° C.
- Max sensor cable distance up to 100', includes 25'.
- Silicon coating offers extra resilience for monitoring outdoors or in other harsh environments.
- Compatible with Room Alert 32W, 32E, 26W, 26WO, 24E, 11E, 7E, 4E, TemPageR 4E, 3E, WiSH & WiSPR.

INCLUDES: Digital Outdoor Temperature Sensor with 25' RJ-11 cable & installation note.

**\$85**

### Digital Fluid Temperature Sensor



RMA-DFT-SEN

- Real-time fluid temperature sensor.
- Temperature range: -67 – 257° F, -55 – 125° C.
- Perfect for cooler or freezer monitoring of food, medicines & fluid temperature.
- Max sensor cable distance up to 100', includes 25'.
- Compatible with Room Alert 32W, 32E, 26W, 26WO, 24E, 11E, 7E, 4E, TemPageR 4E, 3E, WiSH & WiSPR.

INCLUDES: Digital Fluid Temperature Sensor with 25' RJ-11 cable & installation note.

**\$85**  
BEST SELLER

### Digital Temp & Humidity Sensor



RMA-DTH-SEN

- Real-time temperature & humidity sensor.
- Temperature range: -67 – 257° F, -55 – 125° C.
- Relative humidity range: 0 to 100%.
- Max sensor cable distance up to 100', includes 25'.
- Compatible with Room Alert 32W, 32E, 26W, 26WO, 24E, 11E, 7E, 4E, WiSH & WiSPR.

INCLUDES: Digital Temperature & Humidity Sensor with 25' RJ-11 cable, 6' power cord & installation note.

**\$75**

### Smoke Sensor w/Escape Light



RMA-SS1-SEN

- Real-time recognition of smoke/fire.
- Audible alert and 'escape' light is triggered when sensor is activated due to smoke or fire.
- Powered by 9V Alkaline battery (included).
- Max sensor cable distance up to 900', includes 25'.
- Compatible with Room Alert 32W, 32E, 26W, 26WO, 24E, 11E, 7E, 4E, WiSH & WiSPR.

INCLUDES: Smoke Sensor with 25' cable, 9V Alkaline battery, mounting screws, audible alert, escape light & installation note.

**\$65**

### Main Power Sensor



RMA-PS1-SEN

- Real-time main power on/off status.
- Specially designed to interface with Room Alert.
- Monitors main, UPS or single phase power.
- Max sensor cable distance up to 900', includes 25'.
- Compatible with Room Alert 32W, 32E, 26W, 26WO, 24E, 11E, 7E, 4E, WiSH & WiSPR.

INCLUDES: Main Power Sensor with 25' cable, 5V power adapter & installation note.

**\$95**  
BEST VALUE

### Mini UPS & Power Sensor (MUPS)



RMA-MUPS-SEN


- Real-time detection of loss of main power.
- Provides battery backup power for 15 minutes or more for any 5V device.
- Max sensor cable distance up to 900', includes 25'.
- Plugs in-line with AVTECH's 5V Power Adapter.
- Compatible with Room Alert 32W, 32E, 26W, 26WO, 24E, 11E, 7E, 4E, WiSH & WiSPR.

INCLUDES: MUPS Sensor with 25' cable & installation note.

\* Additional Sensors, Cameras & Accessories Available Online.

**\$250**  
**BEST SELLER**

### Flood Sensor w/8' Cable




- Real-time recognition of water/flood anywhere along the length of cable.
- 8' Flood Cable with 25' RJ-11 leader cable.
- Alert triggered when sensor is activated or power lost.
- Flood cable can be extended by 8' lengths.
- Compatible with Room Alert 32W, 32E, 26W, 26WO, 24E, 11E, 7E, 4E, WiSH & WiSPR.

RMA-F008-SEN

INCLUDES: Flood Sensor with 8' Flood Cable and 25' RJ-11 leader cable, 25' sensor cable, 5V power adapter, mounting screws & installation note.

**\$145**

### 8' Flood Cable w/Leader




- Real-time recognition of water/flood anywhere along the length of cable.
- Flood cable can be extended by 8' lengths.
- Requires connection to Room Alert 26W or 26WO's built-in flood sensor port or to an AVTECH Flood Sensor (if previous cable is being replaced).

RMA-008FC-SEN

INCLUDES: 8' Flood Cable, 25' RJ-11 leader cable & installation note.

**\$375**  
**BEST VALUE**

### Flood Sensor w/24' Cable




- Real-time recognition of water/flood anywhere along the length of cable.
- 24' Flood Cable with 25' RJ-11 leader cable.
- Alert triggered when sensor is activated or power lost.
- Flood cable can be extended by 8' lengths.
- Compatible with Room Alert 32W, 32E, 26W, 26WO, 24E, 11E, 7E, 4E, WiSH & WiSPR.

RMA-F024-SEN

INCLUDES: Flood Sensor with 24' Flood Cable and 25' RJ-11 leader cable, 25' sensor cable, 5V power adapter, mounting screws & installation note.

**\$265**

### 24' Flood Cable w/Leader




- Real-time recognition of water/flood anywhere along the length of cable.
- Flood cable can be extended by 8' lengths.
- Requires connection to Room Alert 26W or 26WO's built-in flood sensor port or to an AVTECH Flood Sensor (if previous cable is being replaced).

RMA-024FC-SEN

INCLUDES: 24' Flood Cable, 25' RJ-11 leader cable & installation note.

**\$115**

### 8' Flood Cable Extension




- Real-time recognition of water/flood anywhere along the length of cable.
- Designed to extend the length of the AVTECH Flood Sensor Cable to several hundred feet.
- Can be extended by adding additional 8' extensions.
- Requires connection in-line between AVTECH's Flood Sensor (internal on Room Alert 26W/26WO) and Flood Cable.

RMA-008CE-SEN

INCLUDES: 8' Flood Cable Extension & installation note.

**\$205**

### Flood Sensor (Spot)




- Real-time recognition of flood/water under pod.
- Specially designed to interface with Room Alert.
- Powered by 9V Alkaline battery (included).
- Max sensor cable distance up to 900', includes 25'.
- Compatible with Room Alert 32W, 32E, 26W, 26WO, 24E, 11E, 7E, 4E, WiSH & WiSPR.

RMA-FS2-SEN

INCLUDES: Flood Sensor (Spot) with 25' cable, 9V Alkaline battery & installation note.

**\$25**

### Room Entry Sensor




- Easy recognition of door/cabinet opened/closed.
- Standard use on door or window and adjoining frame.
- Max sensor cable distance up to 900', includes 25'.
- Compatible with Room Alert 32W, 32E, 26W, 26WO, 24E, 11E, 7E, 4E, WiSH & WiSPR.

RMA-RE1-SEN

INCLUDES: Room Entry Sensor with 25' cable & installation note.

**\$70**

### Motion Sensor



- Detect motion up to approximately 35' with 84° angle.
- Alert triggered when sensor is activated.
- Powered by 12V power adapter (included).
- Max sensor cable distance up to 900', includes 25'.
- Compatible with Room Alert 32W, 32E, 26W, 26WO, 24E, 11E, 7E, 4E, WiSH & WiSPR.

RMA-MOT2-SEN

INCLUDES: Motion Sensor with 25' cable, 12V DC Power Supply, mounting screws & installation note.

\* Additional Sensors, Cameras & Accessories Available Online.

**\$40**  
BEST SELLER

### Air Flow 1 Sensor (NC)

**NEW**

- Real-time recognition of air flow stop/start.
- Use in HVAC duct, under raised floors, near fan.
- Max sensor cable distance up to 900', includes 25'.
- Compatible with Room Alert 32W, 32E, 26W, 26WO, 24E, 11E, 7E, 4E, WiSH & WiSPR.

RMA-AF1-SEN

INCLUDES: Air Flow Sensor (Normally Closed) with 25' cable & installation note.

**\$40**

### Air Flow 2 Sensor (NO)

**NEW**

- Real-time recognition of air flow stop/start.
- Use in HVAC duct, under raised floors, near fan.
- Max sensor cable distance up to 900', includes 25'.
- Compatible with Room Alert 32W, 32E, 26W, 26WO, 24E, 11E, 7E, 4E, WiSH & WiSPR.

RMA-AF2-SEN

INCLUDES: Air Flow Sensor (Normally Open) with 25' cable & installation note.

**\$145**

### Relay Switch (Low Voltage) \*\*

- Allows low voltage devices to be turned on/off.
- Three (3) device relays with visible relay status lights.
- One (1) general alarm relay for connection to alarm panel/box.
- Each relay supplies 3A at 125VAC or 1A at 24VAC.
- Compatible with Room Alert 32W, 32E & 4E hardware ONLY.

RMA-RELAY-SEN

INCLUDES: Relay Sensor with 25' cable, 10' Light Extension cable & installation note.

**\$75**  
GREAT VALUE

### Sound, Light & Entry (SLE)

- Real-time recognition of sound, light and/or entry.
- Includes external Room Entry Sensor (\$25 value).
- Specially designed to interface with Room Alert.
- Max sensor cable distance up to 900', includes 25'.
- Compatible with Room Alert 32W, 32E, 26W, 26WO, 24E, 11E, 7E, 4E, WiSH & WiSPR.

RMA-SLE-SEN

INCLUDES: SLE Sensor with 25' cable, Room Entry Sensor, 5V power adapter & installation note.

**\$185**  
HEAVY DUTY

### Panic Button 1

- Designed to be used as an emergency alarm to provide warning where someone is working and may need help or conditions reach an alarming state.
- Palm or foot size, locks in place, pull to release.
- NEMA rated for weather.
- Compatible with Room Alert 32W, 32E, 26W, 26WO, 24E, 11E, 7E, 4E, WiSH & WiSPR.

RMA-PB1-SEN

INCLUDES: Panic Button 1 with 25' cable & installation note.

**\$125**  
BEST VALUE

### Panic Button 2

- Designed to be used as an emergency alarm to provide warning where someone is working and may need help or conditions reach an alarming state.
- Small size, locks in place, pull to release.
- NEMA rated for weather.
- Compatible with Room Alert 32W, 32E, 26W, 26WO, 24E, 11E, 7E, 4E, Signal Towers, WiSH & WiSPR.

RMA-PB2-SEN

INCLUDES: Panic Button 2 with 25' cable & installation note.

**\$145**

### Wireless Sensor Hub (Powered)

- Internal Digital Temperature Sensor.
- Temperature range: -67 – 257° F, -55 – 125° C.
- 2 digital ports, 1 switch sensor channel.
- Max wireless distance from Room Alert unit or WiSPR is 250' in ideal conditions.
- Max 15 WiSH / WiSPR per Room Alert unit.
- Compatible with Room Alert 32W & 26W ONLY.

RA26W-PWSH-HUB

INCLUDES: Internal Digital Temperature Sensor, 2 Digital Sensor Ports, 1 Switch Sensor Port, 5V power adapter & installation note. Max range approximately 250'.

**\$195**

### Wireless Sensor Hub & Power Relay

- Internal Digital Temperature Sensor.
- Temperature range: -67 – 257° F, -55 – 125° C.
- 2 digital ports, 1 switch sensor channel.
- Max wireless distance from Room Alert unit or WiSPR is 350' in ideal conditions.
- Max 15 WiSH / WiSPR per Room Alert unit.
- Compatible with Room Alert 32W & 26W ONLY.

RA26W-WSPR-HUB

INCLUDES: Powered relay technology, internal Digital Temperature Sensor, 2 Digital Sensor Ports, 1 Switch Sensor Port, 5V power adapter & installation note. Max range approximately 350'.

\* Additional Sensors, Cameras & Accessories Available Online.

\*\* Use with Room Alert 32E and 32W requires LTA.

\$180

### Light Tower \*\*



ST-2RG-LT

- Signal Tower Lights turn on when alarms are detected (i.e. pings fail, high temps, etc.).
- Tower Lights turn on/off via SNMP set, URL & via AVTECH's Device Manager software.
- Includes 3' Light Cable; 10' Extension Cable available.
- Compatible with Room Alert 32W, 32E & 4E ONLY.

INCLUDES: Light Tower, Red & Green Lights, 3' cable, mount bracket & installation note.

\$225

### Light Tower w/Audio \*\*

NEW



ST-RYG-LT

- Signal Tower Lights turn on when alarms are detected (i.e. pings fail, high temps, etc.).
- Tower Lights turn on/off via SNMP set, URL & via AVTECH's Device Manager software.
- Adjustable audio alarm with intensity range of 0 to 95 dB (at 1m).
- Includes 15' Light Cable; 25' Extension Cable available.
- Compatible with Room Alert 32W, 32E & 4E ONLY.

INCLUDES: Light Tower w/Audio, Red, Yellow & Green Lights, 15' cable, mount bracket & installation note.

\$45

### 10' Light Tower Extension Cable



ST-010EL-CAB

- Designed to extend the length of AVTECH's Light Tower.
- Can be extended by adding additional 10' extensions. Maximum extension length is 100'.
- Requires connection in-line between AVTECH's Light Tower and Room Alert 32W, 32E or 4E environment monitors.
- Compatible with the Light Tower ONLY.

INCLUDES: 10' Light Tower Extension Cable & installation note.

\$75

### 25' Light Tower Extension Cable

NEW



ST-025G2-CAB

- Designed to extend the length of AVTECH's Light Tower w/Audio.
- Can be extended by adding additional 25' extensions. Maximum extension length is 100'.
- Requires connection in-line between AVTECH's Light Tower w/Audio and Room Alert 32W, 32E or 4E environment monitors.
- Compatible with the Light Tower w/Audio ONLY.

INCLUDES: 25' Light Tower Extension Cable & installation note.

\$75

### Light Tower Adapter w/Relay Switch

NEW



LT-32-ADP

- Required to connect the Light Tower, Light Tower w/Audio or Relay Switch to AVTECH's Room Alert 32W & 32E.
- Includes (1) relay switch that can be used to turn on/off low voltage devices automatically in response to an alarm condition.
- The relay supplies 0.3A at 125VAC or 1A at 24VAC.
- Compatible with Room Alert 32W, 32E

INCLUDES: Light Tower Adapter w/Relay Switch, 25' RJ 11 cable, 5V power adapter & installation note.

\$70

### Power Over Ethernet Active Splitter

NEW



POE-ADP-01

- Allows easy integration of Power over Ethernet (PoE) technology with AVTECH's monitoring hardware.
- Use with Room Alert and/or TempPageR and monitor anywhere PoE enabled Ethernet is available.
- Active Splitter supports 10/100BaseT.
- Compatible with Room Alert 26W, 26WO, 24E, 11E, 7E, 4E, TempPageR 4E & 3E.

INCLUDES: PoE Active Splitter (5V, RoHS), 2 adapter cables & installation note.

\$175

### GSM Modem w/USB Connect

NEW



MOD-GSM-1

- Immediate connectivity to any GSM/GPRS network.
- Controlled via AT commands
- Use with AVTECH's Dial Out Plugin and Device Manager software to trigger modem to dial out to any GSM network and send your alert generated by Room Alert or TempPageR.
- Compatible with AVTECH's Device Manager software & Dial Out Plugin ONLY.

INCLUDES: AirLink GL 6110 GSM Modem w/USB Connect, 8' USB connection cable, FME Antenna & installation note.

\$45

### Voice Modem w/USB Connect

NEW



MOD-VCE-2

- 56K Phone/Internet/Fax modem that connects computers to the internet using a dialup connection.
- Use with AVTECH's Dial Out Plugin and Device Manager software to trigger modem to dial a phone and speak text when an alert is generated from any Room Alert or TempPageR monitor on the network.
- Compatible with AVTECH's Device Manager software & Dial Out Plugin ONLY.

INCLUDES: 56K USB Phone/Internet/Fax modem, installation CD & installation note.

\* Additional Sensors, Cameras & Accessories Available Online.

\*\* Use with Room Alert 32E and 32W requires LTA.